



EXTERIOR



Exterior Color Packages

Package Number	<u>BRICK</u> "General Shale" Face Brick	<u>"ENGINEERED STONE"</u> "Environmental Stoneworks" Cut Stone	Garage Doors "Amarr" <u>URBANA</u>	Garage Doors "Amarr" <u>BRUNSWICK</u>	Vinyl Siding "KP"	Shutters "Mid America"	Front Door "Duron or McCormick"	Metal Roof "Petersen Aluminum"
1	Commonwealth	Autumn & Buckeye	Almond	Almond	Bisque	Black		Matte Black
2	Annapolis	Savannah	Almond	Sandtone	Khaki	Musket Brown		Dark Bronze
3	Monticello	Aspen	Almond	Almond	Cameo	Classic Blue		Champagne
4	Victorian	San Francisco	Almond	Sandtone	Slate	Tuxedo Gray		Charcoal
5	Edenton	Laurel Creek	Almond	Sandtone	Cobblestone Wicker	Wineberry		Burgundy
6	Fort McHenry	Tundra	Almond	Almond	Classic Linen	Midnight Green		Hartford Green
7	Glenmore Heritage	Buckeye	Almond	Santone	Clay	Forest Green		Medium Bronze
8	Blue Ridge Regent	Autumn	Almond	Almond	Tan	Federal Brown		Mansard Brown
9	Dutch Chocolate	Bucks County	Almond	Almond	Sandstone	Midnight Blue		Musket Gray
10	Flashed Northern Rose	Buff	Almond	Sandtone	Taupe	Moss		Slate Gray

EXTERIOR TRIM

[COMMON TO BRICK AND ENGINEERED STONE PACKAGES]

Painted Lower Trim (Duron or McCormick)	Asphalt Roof (Certainteed)	Coil Stock Upper Trim, Gutters	Porch Rails and Windows (Vinyl)	Stair Rails Wrought Iron	Mortar "Flamingo Brixment"	Brick Paver Stoop/Steps "General Shale"
Amber White	Moire Black	Cameo	White	Black	Colonial Tan	Flashed Range Red

6.5" KP Beaded Vinyl Siding

(Colors Per Exterior Color Package)

KPI NORTHERN STAR
6.5" Beaded Vinyl Siding

A unique siding panel
that provides
a very distinctive look.

Northern Star Beaded comes in a broad range
of colors for great combinations with any style
of architecture and facade design.



Cameo



Sandstone



Bisque



Clay



Cobblestone Wicker



Classic Linen



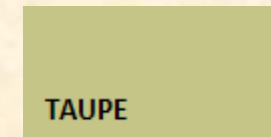
TAN




KHAKI



SLATE



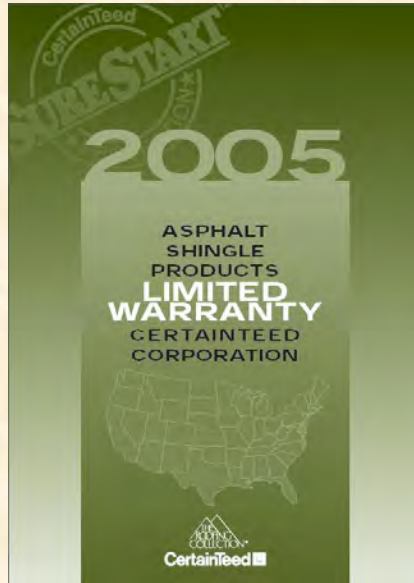
TAUPE



Roof Shingle

(Color: Moire Black)

CertainTeed 



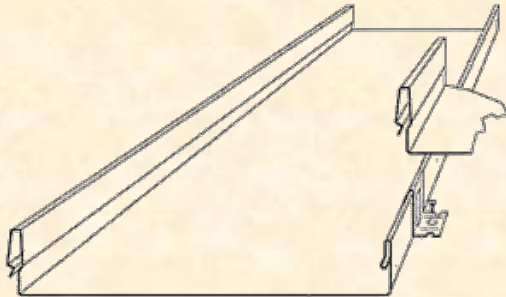
	Landmark™ 30 (and AR)
Weight per square	240/245 lbs
Warranty	30 years
Basic Wind Warranty*	70-mph for 5 years

*See actual warranty for details.

**LANDMARK™
SERIES**


Standing Seam Metal Roof

(Per Plan)



A flat metal panel with thin inter-locking seams every 12" to 24" in width. All panels and trim components secured to structure utilizing concealed fasteners and clip assemblies. Standing-seam roof systems are recommended for roof slopes of 3:12 or greater and provide superior performance in high-wind and rain or snow environments.

Optional Brick Border with Concrete Stoop and Steps



General Shale “Flashed Range Red” is the Paver Color for all of the Exterior Color Packages

Optional Brick Stoop and Steps

Example Photo



General Shale “Flashed Range Red” is the Paver Color for all of the Exterior Color Packages

Optional Flagstone Stoop and Steps

Example Photo



Front Door Program

**Therma-Tru Door Program
Smooth Star Series
Painted to Match Shutters**

Level 1 - Standard

Style : SS210
Height: 6'8"
Width: 3'0"

**Classic Craft Mahogany
Series Medium Walnut Stain**

Level 2 - Optional

Style: CCM60
Height: 6'8"
Width: 3'0"

**Classic Craft Mahogany
Series Medium Walnut Stain**

Level 3 - Optional

Style: CCM200
Height: 6'8"
Width: 3'0"

**Classic Craft Mahogany
Series Medium Walnut Stain**

Level 4 - Optional

Style: CCM203
Height: 6'8"
Width: 3'0"
Black Caming





15 Lite Steel Patio Door

(Patio Doors Do Not Have Low-E Glass)
(Single or Double Panel Per Plan Location)



Duradek Vinyl Flooring for Balconies

RESIDENTIAL WATERPROOFING SOLUTIONS

The **Duradek**® System is unique in its assortment of widths, thicknesses, patterns, colors and textures.

Duradek®'s rough textured materials offer excellent slip-resistance for safe footing on ramps and stairs. The smoother textures offer easy-to-care-for surfaces.

Lighter weight **Duradek**® vinyls offer *cost-conscious solutions* for deck and balcony surfaces not exposed to heavy traffic or extreme conditions. For roofdecks or surfaces requiring maximum protection heavy-duty (Ultra) sheet flooring is ideal.

New contemporary colors, textures and patterns offer the potential for complimentary or contrasting borders, and even custom design work.

Duradek® vinyl surfaces also work very well for *interior applications*. Indoor pool decks, hot tub areas, and even garage floors are enhanced by **Duradek**®'s waterproof, easy to clean surfaces.



HOW DURADEK® IS BETTER

- **Duradek**® is a pre-manufactured sheet, installed in one step—ready for immediate use. It can even be walked on during the installation process, meaning fewer tenant disruptions & vacancies.
- **Duradek**® can be successfully installed in any weather conditions.
- **Duradek**® is glued to almost any surface, even over cracks with minimal surface preparation.
- **Duradek**® requires no regular maintenance except cleaning.
- **Duradek**® can be purchased with varying degrees of non-slip surfaces.
- **Duradek**® is completely water proof and attractive.
- **Duradek**® dries quickly.
- **Duradek**® has a long life expectancy and can be re-coated in the future.
- Carpet can easily be installed over **Duradek**®.

Egress Window with Egress Well

(Standard and/or Optional Locations Per Plan)



Optional Gas Line Stub Out



**Gas Line Stub Out May Be Purchased
As An Option. See Your Sales
Representative for Details.**


Optional Areaway

In-Lieu of Standard Egress Window

(Available for In-Ground Basement Homes as Grade and Site Conditions Allow)



**Areaway Designs vary per house type.
Number of steps vary per lot.
Single or Double Door Per Design Plan**



Standard Raised Panel Garage Door

(Insulated for attached Garages - Non-Insulated for Detached Garages)



The Stratford Series comes with a limited 15-year warranty on paint and finish, and a 1-year hardware warranty

15-Year
WARRANTY



Stratford

Optional 8' Wide Single Garage Doors

For Attached Garages Only



Optional Glass Panels For Garage Doors



Stockton Glass Panels for Brunswick



Clear Glass Panels for Urbana

Optional Garage Door Opener

(Includes 1 Remote Control Per Garage Bay)



3280 - 1/2 HP Belt Drive Garage Door Opener

STANDARD FEATURES

- 1/2 HP premium heavy-duty motor with MVIS® for quiet operation
- One-piece solid steel T-rail with automatic belt tensioner on trolley
- New enhanced belt drive system - engineered for more secure belt grip
- Advanced electronics now allow the garage door to be opened and closed from greater distances
- The Smart Garage Door Opener® - exclusive feature lets you electronically program security codes from the Multi-Function Control Panel or the powerhead
- Dual non-yellowing hinged light lenses allows for easy bulb replacement
- 200 watts of light for brighter light

INCLUDED ACCESSORIES

- Premium Multi-Function Control Panel
- (1) 3-Button Security+® Remote Control

SAFETY FEATURES

- **Security+®** Feature Package
- Equipped with PosiLock™ - stops intruders by securely locking the garage door when it is down
- Includes The Protector System® - projects an invisible light beam across the garage door opening and automatically reverses the door if anything interrupts the beam while door is going down
- Manual release in case of power failure

WARRANTY

- **Lifetime warranty** on motor and drive belt

Optional Keyless Entry for Garage Door



• 976LM ▶ Accessory ▶ Wireless Keyless Entry

- Open/close your garage door without a remote or keys
- Completely wireless
- Temporary password option enables friends or service people to enter your house without giving them your personal code

9 Lite Steel Garage Service Door

(Standard and/or Optional Locations Per Architectural Drawings)

