



COUNTERTOPS

Standard Laminate Kitchen Countertops




Standard Cultured Marble Bathroom Vanity Tops



Optional Granite Tops

(Level 1)



Tan Brown



Caledonia




Uba Tuba




Verde Butterfly

Optional Granite Tops


(Level 2)



Baltic Brown



New Venetian Gold



Santa Cecilia



Tropical Brown



Peacock Green



Giallo Antico

Optional Granite Tops

(Level 3)




Absolute Black




Sapphire Blue



Giallo Veneziano



Dakota Mahogany



Giallo Napoleon



Madura Gold

Optional Granite Tops

(Level 4)



Blue Pearl



Emerald Pearl



Black Galaxy



Bianco Ramano



Juparana Bordeaux



Volga Blue

Standard Granite Top Edge

(Level 1)

Eased Edge



Optional Granite Top Edges

(Level 2)



Granite Disclaimer and Warranty

Granite is naturally beautiful and it is considered a substantial upgrade for your kitchen counter tops and bathroom vanities tops. Natural stone remains the first choice for many homeowners and commercial enterprises for its durability, competitive pricing and aesthetic appeal. A wonder in itself, natural stone traces its origins to heavy minerals pushed deep to the core by the earth's crust when gas and liquid cooled to form a solid core. When the crust grew thicker, bearing pressure upon the inner core, generated heat from mineral vapors crystallized into solid forms. As the earth's crust began to grow and erode, it pushed minerals up from its core, forming massive rock deposits- the quarries we use today to mine natural stone like granite and marble. The process of fabrication is very difficult. It must first be extracted from a mountain in a large block, then cut and polished with diamonds and water. Granite contains natural fissures that may appear to be cracks, but they are not structural defects and will not impair the function or durability of the material. They occur naturally and are considered to be part of the beauty of the stone. Due to quarry variances, granite slabs are sold in random sizes. A typical slab will measure 4-5 ½ ft. wide and 7-9 ft long. This is most important to keep in mind when dealing with islands, since most want an island top with no seams. Seams will always be visible in granite. Their visibility is affected by the granularity, color and pattern of the stone. Seams on a small, uniform grain or dark color will not be as noticeable as they will on a larger variegated grain or lighter color. A dramatic pattern with swaths of color will similarly highlight seams more than a uniform pattern. Once your counter top is properly installed, normal use will not harm it. Because of its crystalline structure, however, it can chip if it's subject to blows by hard sharp objects such as a meat cleaver. A trained professional can sometimes repair a chip with granite dust and epoxy mixture, but no repair will be completely invisible.

Limited Warranty

M.R. Stone guarantees its natural stone products from manufacturing defects and will perform according to specification when handled, installed and maintained in accordance with manufacture instruction for a period of one year. This limited warranty does not apply to color variance, thermal shock, chemical abuse, defects caused by misuse. Warranty will not cover countertops that have been moved from its original installed location or damage caused by items out of our control. M.R. Stone's only obligation is to repair or replace the defected area.

Granite Care & Maintenance

While granite is highly resistant to staining it is most important that substances such as oil, grease, any acidic or pigmented material can stain and should be removed immediately. We highly recommend that you use a quality cleaner to clean you countertop. **Stains are not a warrantable item.**

What to avoid:

Scouring powders, abrasive cleaners and steel wool pads will scratch and dull the finish. Cleaning products containing lemon, vinegar or other acids may etch the stone, this includes many household cleaners such as Windex. Never allow acidic foods such as lemons, vinegar, salad dressings or pineapple juice to remain on the surface of the counter top.

Maintenance and Care:

Granite should be cleaned with water and a non-abrasive, mild ph neutral soap such as Dawn or Ivory. To prevent streaking apply with a soft cloth then dry with a new clean dry cloth.

It is recommended you use special cleaners such as Stone Tech Professional Revitalize stone & tile cleaner or SCI products found at most Home Centers.

Always protect your counter top with coasters, trivets, mats and cutting boards to avoid damage to the surface.

Your granite top should always be kept clean of dust and soil to prevent scratches and wear.

M.R Stone seals all granite at the time of installation; this sealant penetrates the material and creates a barrier. We recommend that all granite be resealed every year. You can find such sealants at your local home store.